

KENTUCKY CENTER FOR SCHOOL SAFETY



Kentucky Center for School Safety

In Cooperation with the

Kentucky Department of Education



Kentucky 2022 - 2023

Safe Schools Data Project

December 2023

Kentucky 2022 - 2023 20th Annual Safe Schools Data Project

Report Prepared by:

Lee Ann Morrison, M.S.
Research Analyst, Kentucky Center for School Safety

Kristie R. Blevins, Ph.D.
Professor, Eastern Kentucky University

Kentucky Center for School Safety

Jon R. Akers
Executive Director

Barbara Gateskill
Associate Director

in cooperation with the Kentucky Department of Education

Eastern Kentucky University
111 Stratton Building
521 Lancaster Avenue
Richmond, KY 40475-3102

Toll Free 1-877-805-4277

www.kysafeschools.org




TABLE OF CONTENTS

Executive Summary	4
Introduction	5
Section I – Data Collection	6
Section II – Reported Behavior Violations	8
Section III: Characteristics of Students Involved in Reported Behavior Violations	13
Appendix A – Definitions of Violations	18

Executive Summary

Of the 634,524 students enrolled in Kentucky public schools in 2022 - 2023, the overwhelming majority (94.2%) did not have a reported behavior violation during the school year. Of the 36,785 students who did commit a behavior violation in the 2022 - 2023 school year, the vast majority (26,198, 71.2%) had only one violation.

However, with the goal of reducing the rate as low as possible, analysis of the current data reveals the following:

Tobacco violation is the most common behavior violation reported for the 2022 - 2023 school year (19,852, 35.8%). The biggest increase from the previous school year in behavior violations involving drugs was drug possession violations. An increase of 54.1% from the 2021 – 2022 school year.

The disproportionality of race, special education, and socio-economic status among student violators continues to be a concern and suggests that a thorough analysis of school-level data is warranted.

The largest number of behavior violations occurs with ninth graders. This key transition year is also reported as troublesome in studies of retention, failed subjects, and attendance.

The number of behavior violations reported for 2022 - 2023 involving weapon possession accounts for 2.4% of all behavior violations. Violations for terroristic threatening may be underreported. Representatives from the Kentucky Center for School Safety are frequently consulted about anonymous threats that have been uncovered but cannot be attached to a student. Since only violations that can be assigned to a student are reported, anonymous threats that require school administrators to investigate and respond are not captured in the current data. This may be an area that needs to be addressed in future reporting procedures.

INTRODUCTION

School safety concerns everyone.

A spate of articles lamenting the state of student achievement in Kentucky's schools implies that schools need to concentrate solely on achievement. This fixation on achievement runs contrary to the reality that teachers and students cannot be expected to perform at higher levels when they feel unsafe at school. Parents need schools to provide a secure place to send their children to learn. Educators need a safe and civil environment to facilitate learning. Businesses need schools to be safe to attract good workers to the community. Government and social agencies need schools to be safe to reinforce the safety and security of the community. As important as school achievement is, the safety of our students must be a top priority.

It also follows that since school safety is a concern for everyone in the community, it must also be everyone's responsibility. Educators, parents, the business community, government officials, and all citizens have a role to play in school safety.

To this end, the Kentucky Center for School Safety provides this report of demographic and contextual data regarding reported behavior violations involving students in Kentucky's public schools. Every public school and school district in Kentucky contributed data to this report; ideally, schools, school districts, and communities will use this information to maintain and improve the safety for all of Kentucky's school children.

Section I:

Data Collection and Using Your Data

The Kentucky Center for School Safety (KCSS), in partnership with the Kentucky Department of Education (KDE), has developed a database using Infinite Campus data from all school districts in the state. Since 2013 - 2014, KDE and KCSS have had the ability to collaborate on school safety data utilizing unique student identifiers. The availability of unique identifier data enables us to establish a better link between law violations and individual characteristics such as socioeconomic status, special education status, and race. Moreover, these data allow for the examination of the number of violations reported for each student. These are just two of many significant improvements that have become possible through the availability of unique identifier data.

Public schools in Kentucky are required to report all incidents of in-school removal in addition to incidents of expulsion, suspension, and corporal punishment. Schools also were required to report all violations involving assault or violence, bullying or harassment, alcohol, drugs, tobacco, or weapons. Based on the reported data for law and board violations, the KDE publishes an annual safe schools statistical report. The 2022 - 2023 safe schools statistical report provided by KDE can be found at

<https://www.education.ky.gov/school/sdfs/Documents/2022-23%20School%20Safety%20Annual%20Statistical%20Report.pdf>

The Kentucky Center for School Safety is committed to working with schools, districts and the Kentucky Department of Education to enhance the quality of the data report. As we continue to review, assess and improve the data collection process, this report will continue to provide richer data to schools and school districts in order that more effective interventions can be planned and implemented.

Data should always be reviewed in context. For example, a school district with an increase in behavior violations could be experiencing any or all of the following:

- 1. A rising level of student misbehavior.**
- 2. An administrative emphasis on the commission of certain targeted offenses; or**
- 3. A building with physical plant or staffing problems that makes effective supervision of student behavior difficult.**

Conversely, a school with a decrease in behavior violations could be experiencing any of the following:

- 1. A decrease in the level of student misbehavior.**
- 2. The assignment of additional personnel to the school, coupled with a more comprehensive supervision plan.**
- 3. The accuracy of the information contained in this report is contingent on original data entered in the Infinite Campus system. Any deviation from KDE's established reporting protocol (e.g., omission of incidents that should have been recorded), as well as general data entry errors (e.g., incorrect or inconsistent coding), will affect the reliability of the data.**

Additionally, we remind the reader that a slight change in a single- or double-digit number can have a dramatic impact on percentage changes from one year to the next.

Knowing the context around the data changes is crucial. The context should drive the intervention plan.

We encourage school administrators to use the data presented in conjunction with their own school-level Infinite Campus data to enhance their respective school management and school safety plans.

School level aggregate behavior data can be reviewed and analyzed by using the School Report Card on KDE's [Open House](https://openhouse.education.ky.gov/Home/SRCData) (<https://openhouse.education.ky.gov/Home/SRCData>). The behavior data can be found via Safety. These data can be generated by the state, district or school level.

Section II: Reported Behavior Events

Public schools in Kentucky reported 55,504 behavior violations during the 2022 - 2023 school year. These numbers are slightly higher in most of the categories than the 2021 - 2022 reported violations when school districts were returning to regular school procedures from the Covid -19 pandemic.

As shown in **Table 1**, tobacco violations were the most common behavior violation in 2022 - 2023 (n=19,852, 35.80%). The second top violation is bullying/harassment (n=18,909, 34.10%). The number of violations in those categories is consistent with those reported in the 2021 – 2022 school year.

Table 1: Number of Behavior Violations by Category

	2021-2022		2022-2023	
	N	%	N	%
Tobacco	18,965	39.90	19,852	35.80
Bullying/Harassment	15,643	32.90	18,909	34.10
Drug	5,665	11.90	7,973	14.40
Assault or Violence	5,532	11.60	6,875	12.40
Weapon	1,258	2.60	1,350	2.40
Alcohol	520	1.10	545	1.00
Total	47,583		55,504	

Table 2: Behavior Violations Related to Assault or Violence

	2021-2022		2022-2023	
	N	%	N	%
Terroristic Threat	1,278	23.10	1,902	27.70
Abuse of a Teacher	1,159	21.00	1,480	21.50
4th Degree Assault	918	16.60	1,196	17.40
Sexual Offense (non-touch)	681	12.30	672	9.80
Menacing	520	9.40	448	6.50
3rd Degree Assault	252	4.60	354	5.10
Robbery/Theft	288	5.20	321	4.70
1st Degree Assault	87	1.60	133	1.90
Sexual Assault	143	2.60	126	1.80
2nd Degree Assault	61	1.10	74	1.10
Arson	59	1.10	69	1.00
Wanton Endangerment	44	0.80	50	0.70
Terroristic - Bomb	33	0.60	45	0.70
Kidnapping	0	0.00	3	0.00
Criminal Abuse	5	0.10	2	0.00
Homicide	2	0.00	0	0.00
Terroristic-Chem/Bio/Nuc	2	0.00	0	0.00
	5,532	100.00	6,875	100.00

Sixteen categories involve assault or violent behavior and account for 12.4% (n=6,875) of all behavior violations reported for the 2022 - 2023 school year. This reflects an increase in reporting in the assault or violent behavior categories from the 2021 – 2022 school year (24.3%). As illustrated in **Table 2** the most common violation involving terroristic threat (n=1,902) and abuse of teacher (n=1,480). Fourth-degree assault (n=1,196) and sexual offense (non-touch) (n=672) account for 27.2% of behavior violations related to assault or violence. The number of behavior violations reported that involve assault or violent behavior is consistent with those violations reported in the 2021 – 2022 school year.

Behavior Violations Related to Weapons

Weapons violations accounted for 2.4% (n=1,350) of all reported behavior violations in 2022 - 2023. Weapon violations accounted for 2.6% of all reported violations during the 2021 – 2022 school year. **Table 3** shows the majority of behavior violations in 2022 – 2023 related to weapons involved weapon possession (n=1,321). Twenty-one incidents involving weapon use and eight incidents involving weapon distribution were reported in 2022 - 2023. These numbers were consistent with reporting in the previous school year.

Table 3: Number of Behavior Violations Related to Weapons

	2021-2022		2022-2023	
	N	%	N	%
Weapon Possession	1,229	97.70	1,321	97.90
Weapon Use	21	1.70	21	1.60
Weapon Distribution	8	0.60	8	0.60
Total	1,258	100.00	1,350	100.00

Behavior Violations Related to Alcohol

Alcohol-related violations accounted for 1.0% (n=545) of all reported behavior violations in 2022 - 2023. As shown in **Table 4**, the majority of behavior violations related to alcohol involved alcohol use (n=264). Alcohol possession was the subsequent highest offense (n=236). This accounts for a 27.6% increase in behavior violations reported for alcohol possession from the 2021 – 2022 school year. Lastly, forty-five incidents involved alcohol distribution.

Table 4: Number of Behavior Violations Related to Alcohol

	2021-2022		2022-2023	
	N	%	N	%
Alcohol Use	288	55.40	264	48.40
Alcohol Possession	185	35.60	236	43.30
Alcohol Distribution	47	9.00	45	8.30
Total	520	100.00	545	100.00

Behavior Violations Involving Drugs

Violations involving drugs accounted for 14.4% (n=7,973) of all reported behavior violations in 2022 – 2023. This is a 40.7% increase in behavior violations involving drugs from the 2021 – 2022 school year. As shown in **Table 5**, the behavior violations related to drugs involved drug possession (n=4,612), drug use (n=2,934) and drug distribution (n=427) in 2022 - 2023. The biggest increase from the previous school year in behavior violations involving drugs was drug possession violations. An increase of 54.1% from 2021 – 2022.

Table 5: Behavior Violations Involving Drugs

	2021-2022		2022-2023	
	N	%	N	%
Drug Possession	2,993	52.80	4,612	57.80
Drug Use	2,330	41.10	2,934	36.80
Drug Distribution	342	6.00	427	5.40
Total	5,665	100.00	7,973	100.00

Behavior Violations Involving Tobacco

Violations involving tobacco accounted for 35.8% (n=19,852) of all reported behavior violations in 2022 – 2023. Tobacco violations slightly decreased by 4.7% from the 2021 – 2022 school year. As shown in **Table 6**, the majority of behavior violations related to tobacco involved tobacco possession (n=10,620) and tobacco use (n=8,556). The remaining tobacco violations involved tobacco distribution (n=676).

Table 6: Behavior Violations Involving Tobacco

	2021-2022		2022-2023	
	N	%	N	%
Tobacco Possession	9,761	51.50	10,620	53.50
Tobacco Use	8,386	44.20	8,556	43.10
Tobacco Distribution	818	4.30	676	3.40
Total	18,965	100.00	19,852	100.00

Behavior Violations Involving Bullying or Harassment

Violations involving harassment and bullying accounted for 34.1% (n=18,909) of all reported behavior violations in 2022 - 2023. As shown in **Table 7**, over half (59.3%) of all reported behavior violations involved harassment, harassing communications, threatening staff, or verbal abuse. Bullying and threatening another student were the next highest offenses (n=7,698) of all behavior violations involving bullying and harassment. Violations involving just bullying and harassment increased by 20.9% from the 2021 – 2022 school year.

Table 7: Number of Behavior Violations Involving Bullying or Harassment

	2021-2022		2022-2023	
	N	%	N	%
Harassment	6,315	26.53	7,590	40.10
Threatening another Student	3,132	27.50	3,868	20.50
Bullying	3,174	19.97	3,830	20.30
Threatening Staff	968	7.52	1,263	6.70
Harassing Communications	950	10.38	1,207	6.40
Verbal Abuse	1,104	8.10	1,148	6.10
Stalking	0	0.00	3	0.00
Total	15,643	100.00	18,909	100.00

Section III: Characteristics of Students Involved in Reported Behavior Violations

During the 2022 - 2023 school year, 36,785 students committed 55,504 behavior violations. These students comprise almost five percent (5.8%) of the student population (n=634,524), indicating that 94.2% of students in Kentucky's public schools did not commit a reported behavior violation (**Figure 1 and Figure 2**).

Figure 1: Student Population in 2022 - 2023

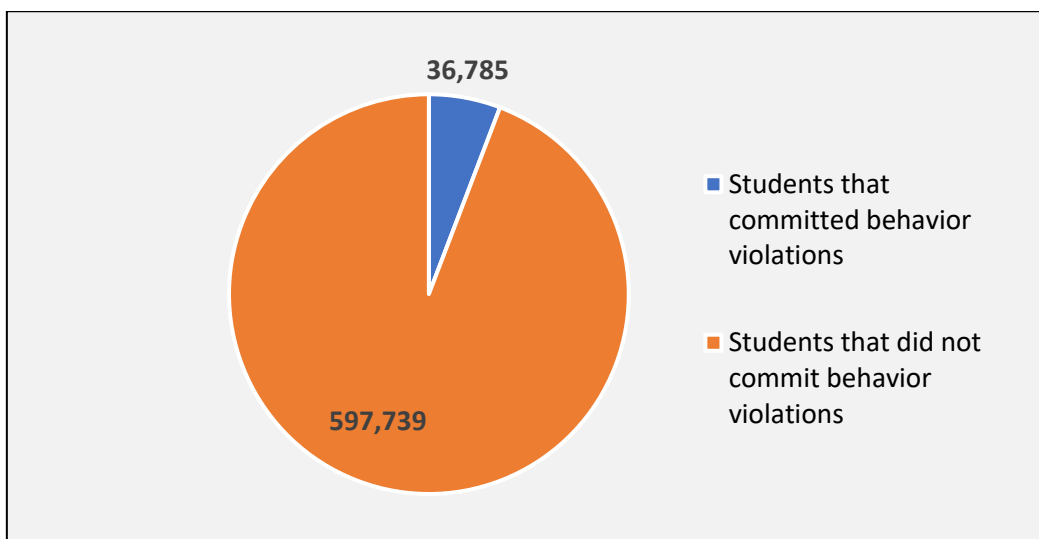


Figure 2: Reported Behavior Violations in 2021 – 2022 and 2022 – 2023

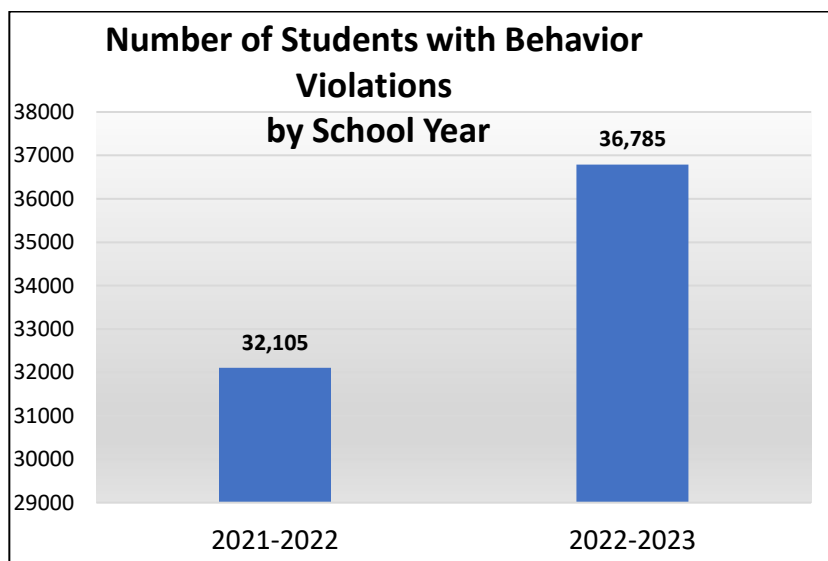


Table 8 and Table 9 describe the race and gender of those students who committed behavior violations in 2022 - 2023. The majority of violators were male (63.7%) and white (66.1%). These numbers remained consistent from the 2021 – 2022 school year.

Table 8: Number of Violators by Gender

		2021-2022		2022-2023	
		N	%	N	%
	Female	11,419	35.60	13,351	36.30
	Male	20,686	64.40	23,434	63.70
Number of Violators		32,105	100.00	36,785	100.00

Table 9: Violators by Race

		2021-2022		2022-2023	
		N	%	N	%
	White	21,793	67.90	24,311	66.10
	Black or African American	5,978	18.60	6,958	18.90
	Other Race	4,266	13.30	5,484	14.90
	Unknown Race	68	0.20	32	0.10
Number of Violators		32,105	100.00	36,785	100.00

Table 10 shows the number of violators in special education. During the 2022 – 2023 school year, one in five students who committed a behavior violation (21.9%) was in special education. **Table 11** shows that most violators were on free lunch (72.5%). This number did not significantly increase from the 2021 – 2022 school year. The numbers reflecting special education and socio-economic status did not significantly increase from the 2021 – 2022 school year.

Table 10: Violators by Special Education Status

		2021-2022		2022-2023	
Active Special Ed		N	%	N	%
	No	25,093	78.20	28,718	78.10
	Yes	7,012	21.80	8,067	21.90
Number of Violators		32,105	100.00	36,785	100.00

Table 11: Violators by Socio-Economic Status

		2021-2022		2022-2023	
Violators by Lunch Status		N	%	N	%
	Free	23,433	73.00	26,681	72.50
	Reduced	797	2.50	840	2.30
	Paid	7,875	24.50	9,264	25.20
Number of Violators		32,105	100.00	36,785	100.00

Table 12 shows the grade levels for students who had reported behavior violations. During 2022 - 2023, more than one in eight students (12.8%) were in the seventh grade, and more than one in seven students (15.3%) were in the eighth grade and tenth (14.5%) grades. One in five students (18.8%) were in the ninth grade. In general, most of the students with reported behavior violations were in grades seven through eleven (70.9%). The behavior violations reported by grade level in grades seven through eleven were consistent with the violations reported for the 2021 – 2022 school year (72.8%).

Table 12: Number of Behavior Violations by Grade Level

Grade Level	2021-2022		2022-2023	
	N	%	N	%
K	218	0.70	324	0.90
1	273	0.90	523	1.40
2	390	1.20	596	1.60
3	630	2.00	812	2.20
4	816	2.50	1290	3.50
5	1398	4.40	1595	4.30
6	3118	9.70	3429	9.30
7	4142	12.90	4719	12.80
8	5058	15.80	5632	15.30
9	6388	19.90	6898	18.80
10	4529	14.10	5316	14.50
11	3255	10.10	3505	9.50
12	1868	5.80	2120	5.80
14	9	0.00	8	0.00
97	1	0.00	0	0.00
98	3	0.00	2	0.00
99	9	0.00	16	0.00

Table 13: Total Number of Behavior Violations Per Violator

Violations per student	Year	N	%
	1	21-22	23,052
22-23		26,198	71.20
2	21-22	5,761	17.90
	22-23	6,569	17.90
3	21-22	1,832	5.70
	22-23	2,243	6.10
4 or More	21-22	1,460	4.60
	22-23	1,775	4.80
Total	21-22	32,105	
	22-23	36,785	

More than one in four students who committed behavior violations in the 2022 – 2023 school year (28.8%, n=10,587) were responsible for more than one behavior violation during the school year (**Table 13**). This was consistent with the number of students committing more than one violation in the 2021 – 2022 school year (28.2%, n = 9,053).

Appendix A – Definitions of Behavior Violations

Important:

These definitions are intended to serve as clarification for school personnel when coding behavior violations upon school property. These definitions are not legally binding and should only be used to assist school personnel in coding law violations at their school for safe schools data collection purposes.

For any questions that arise regarding the legal definition of a student action, please consult with your school board attorney or local law enforcement representative.

Interim Alternative Educational Setting

Definitions and Guidance on Data Entry in Infinite Campus

Refer to 707 KAR 1:340 Sections 13 & 14

Interim Alternative Educational Setting (IAES)

An appropriate setting determined by the child's Admissions and Release Committee (ARC) in which the child is placed for no more than 45 school days. This setting enables the child to continue to receive a free, appropriate public education (FAPE) and participate in the general education curriculum, although in another setting, and to progress toward meeting the goals set out in the student's IEP. As appropriate, the student receives a functional behavioral assessment, and behavioral intervention services, and modifications that are designed to address the behavior violation so that it does not recur.

Dangerous Weapon

A weapon, device, instrument, material, or substance, animate or inanimate, that is used for, or is readily capable of causing death or serious bodily injury; such a term does not include a pocketknife with a blade of less than 2 ½ inches in length. (18 USC section 930(g)(2))

Drug offenses

The use, possession, sale, or solicitation of drugs as identified in 21 U.S.C. Section 812(c). These offenses do not include the use, possession, sale, or solicitation of alcohol or tobacco.

Serious bodily injury

A bodily injury that involves a substantial risk of death; extreme physical pain; protracted and obvious disfigurement; or protracted loss or impairment of the function of a bodily member, organ or faculty. (18 USC Section 1365(h)(3))

Appendix A: Glossary of Terms

The following terms are used in the Safe Schools Annual Statistical Report, consistent with requirements of KRS 158.444. Terms in this glossary are grouped into five clusters: General Terms, Assault and Violence Event Terms, Weapon Event Terms, Drug, Alcohol, and Tobacco Event Terms, and Bullying and Harassment Event Terms.

Definitions of General Terms

Behavior Event – A behavior event describes a specific student offense.

Behavior Incident – A behavior incident is a group of behavior events, misbehaviors that take place in school, that are linked by time and proximity. These events do not have to be related, and the same participants do not need to be grouped together in an incident. There can be multiple events attached to one incident. Behavior resolutions are what occurs to the student as a result of the behavior event(s), and behavior responses refer to those actions taken by staff during a restraint or seclusion.

Context – Context is an indicator of when the behavior incident occurred. The following are the codes recorded in IC:

- SS: School sponsored event, during school hours
- SN: School sponsored event, not during school hours
- NS: Non-school sponsored event, during school hours
- NN: Non-school sponsored event, not during school hours

Discipline Resolution – This is a consequence a student receives from the school in response to a behavior event. Students may receive multiple resolutions for one event. There are five state discipline resolutions that are reported to KDE annually and become part of the Safe Schools Annual Statistical Report per KRS 158.444:

- **Expelled with Services (SSP1):** Expulsion with services is the removal of a student from school for disciplinary reasons that results in withdrawal of the student from the school of attendance. Criteria for expulsion are defined and set by the local board of education. Although the student is expelled from the regular classroom setting, arrangements are made for the provision of educational and Individualized Education Program (IEP)-related services.
- **Expelled without Services (SSP2):** Expulsion without services is the removal of a student from school for disciplinary reasons that results in withdrawal of the student from the school of attendance. Criteria for expulsion are defined and set by the local board of education. No arrangements are made for the provision of educational services. Students with an IEP may not be expelled without services.
- **Out-of-School Suspension (SSP3):** In this resolution, a student is removed from the regular educational setting and not allowed in the school for a specified duration.

- Corporal Punishment (SSP5): Corporal punishment is the physical punishment (e.g., paddling, spanking, or another form) of a student. Board policy regarding corporal punishment is set at the district level.
- INSR: In-School Removal – A removal from the student’s regular educational program or setting for disciplinary purposes and to another program or setting within the same school. Examples include, but are not limited to, in-school alternative placement (ISAP), in-school suspension (ISS), in-school detention, or alternative classroom. Students must remain under direct supervision of school personnel. The regular educational program or setting encompasses the school day and includes instructional time, lunch, recess, and study periods.
- INDR: In-District Removal (INDR)– A removal from the student’s regular school to an off-site alternative program or another school for disciplinary purposes with the student continuing to receive educational and IEP services and supports. Students must remain under direct supervision of district personnel

Grade Level – A standardized list of grade levels used in Infinite Campus for all students. The following are the codes recorded in IC:

PS: Preschool	08: 8 th Grade
K: Kindergarten	09: 9 th Grade
01: 1 st Grade	10: 10 th Grade
02: 2 nd Grade	11: 11 th Grade
03: 3 rd Grade	12: 12 th Grade
04: 4 th Grade	14: Students receiving Special Education services participating in an Alternate Assessment, who must turn 17 years of age on or before October 1st of the current school year and must have progressed through grade 12 assessments
05: 5 th Grade	
06: 6 th Grade	
07: 7 th Grade	

Individual Education Program (IEP) – An IEP is the legal document that defines a student’s special education program, including the disability under which the student qualifies for Special Education Services. This is a federal requirement under the Individuals with Disabilities Education Act (IDEA).

Infinite Campus (IC) –Kentucky’s statewide student information system. All student records are maintained in this system.

Location – Location is an indicator of where the behavior incident took place. The following are the codes recorded in IC:

SSL1: Classroom

SSL2: Bus

SSL3: Hallway/Stairwell

SSL4: Cafeteria

SSL5: Campus Grounds

SSL6: Off-Campus

SSL7: Restroom

SSL8: Gymnasium

SSL9: Office

SSL10: Athletic Field

SSL11: Playground

SSL12: Field Trip

SSL13: Other

Socioeconomic Status (SES) – SES is measured by using the student’s assigned meal code (free meal, reduced price meal, or paid meal, based on income forms completed annually by the parent or by direct certification received by the school). Free and reduced-price meal status are included as economically disadvantaged in reporting.

Definitions of Assault and Violence Event Terms

1st Degree Assault – Intentionally causes serious physical injury (reference [KRS 500.080](#) for complete definition of “serious physical injury,” particularly for children ages 12 and under) to another person by means of a deadly weapon or a dangerous instrument or wantonly engages in conduct which creates a grave risk of death to another and thereby causes serious physical injury to another person; complete definition found in [KRS 508.010](#)

2nd Degree Assault – Same as 1st Degree Assault, although it includes causing serious physical injury without a weapon or instrument; complete definition found in KRS 508.020 (reference [KRS 500.080](#) for complete definition of “serious physical injury,” particularly for children ages 12 and under)

3rd Degree Assault – Recklessly, with a deadly weapon or dangerous instrument, OR intentionally causes or attempts to cause physical injury to all first responders, social workers, and all school employees and volunteers; complete definition found in [KRS 508.025](#) (reference [KRS 500.080](#) for complete definition of “physical injury”)

4th Degree Assault – Intentionally or wantonly causes physical injury to another person, OR with recklessness, causes physical injury to another person by means of a deadly weapon or a dangerous instrument; complete definition found in [KRS 508.030](#) (reference [KRS 500.080](#) for complete definition of “physical injury”)

Abuse of a Teacher – Intentional verbal, mental or physical abuse of a teacher or administrator

Arson – Intentionally burning or attempt to burn, with or without intent to defraud, a dwelling house, public building, motor vehicle, or aircraft

Criminal Abuse – Intentionally abusing another person causing physical injury

Homicide – A person causes the death of another human being under circumstances which constitute murder, manslaughter in the first degree, manslaughter in the second degree, or reckless homicide

Kidnapping – Unlawfully restraining another person with intent to hold for ransom, inflict bodily injury or terrorize a person, to shield or hostage (complete definition found in [KRS 509.040](#))

Menacing – Intentionally places another person in apprehension or imminent physical injury (complete definition found in [KRS 508.050](#))

Rape – Includes forcible rape and statutory rape

Robbery/Theft – Includes robbery, larceny, motor vehicle theft

Sexual Assault – Unwanted touching in a sexual manner

Sexual Offense (non-touch) – Includes all non-touch sexual offenses, not limited to lewd behavior, obscene behavior, and indecent exposure

Terroristic Threat: 1) Intentionally making false statements about placing a weapon of mass destruction on school property; 2) Intentionally placing a counterfeit weapon of mass destruction on school property; 3) Intentionally threatening to commit any act likely to result in death or serious physical injury to any student group, teacher, volunteer worker, or school staff; 4) Threatening to commit any crime likely to result in death or serious physical injury to another person or likely to result in substantial property damage to another person; or 5) Intentionally making false statements for the purpose of causing evacuation of a building, place of assembly, or facility of public transportation

Terroristic Threat: Bomb – Bomb threats or threats of other explosive devices

Terroristic Threat: Chemical/Biological/Nuclear – Chemical, biological, or nuclear threats

Wanton Endangerment – Wantonly engaging in conduct which creates a substantial danger of physical injury

Definitions of Weapon Event Terms

Weapon Category (requires a Weapon Type selection on participant details):

All incidents involving the possession of guns or other deadly weapons on school property or at school functions must be reported as a behavior incident in the student information system.

Weapon Possession: possession of any item used, designed to be used or intended for use in causing death or injury to any person, or for the purpose of threatening or intimidating any person

Weapon Distribution: distribution of any item used, designed to be used or intended for use in causing death or injury to any person, or for the purpose of threatening or intimidating any person

Weapon Use: use of any item used, designed to be used or intended for use in causing death or injury to any person, or for the purpose of threatening or intimidating any person

Weapon Type options:

- Handgun
- Shotgun/Rifle
- Pellet/BB/Air Gun
- Paintball Gun
- Replica/Toy Gun
- Stun Gun/Taser Gun
- Knife: blade length less than 2.5 inches
- Knife: blade length 2.5 inches or greater

- Blunt object
- Other object
- Noxious substance
- Destructive device (e.g., bomb, grenade, etc...)
- Substance used as weapon

Definitions of Drug, Alcohol, and Tobacco Event Terms

Alcohol Category:

- Alcohol Distribution: distribution of alcohol as defined as liquor, brew or mixture containing alcohol
- Alcohol Possession: possession of alcohol as defined as liquor, brew or mixture containing alcohol
- Alcohol Use: under the influence of or use of alcohol as defined as liquor, brew or mixture containing alcohol

Drug Category:

- Drug Distribution: distribution of a controlled substance, such as, amphetamines, barbiturate, cocaine, hallucinogens, heroin (opioids), inhalant, marijuana/hashish (including vaping THC (tetrahydrocannabinol) oil), methamphetamine, prescription drugs, steroids (anabolic), synthetic drug, over the counter drug or look alike drugs
- Drug Possession: possession of a controlled substance, such as, amphetamines, barbiturate, cocaine, hallucinogens, heroin (opioids), inhalant, marijuana/hashish (including vaping THC (tetrahydrocannabinol) oil), methamphetamine, prescription drugs, steroids (anabolic), synthetic drug, over the counter drug or look alike drugs
- Drug Use: under the influence of or use of a controlled substance, such as, amphetamines, barbiturate, cocaine, hallucinogens, heroin (opioids), inhalant, marijuana/ hashish (including vaping THC (tetrahydrocannabinol) oil) hashish, methamphetamine, prescription drugs, steroids (anabolic), synthetic drug, over the counter drug or look alike drugs

Tobacco Category:

- Tobacco Distribution: distribution of a nicotine or tobacco product, including but not limited to smoking, chewing, vapor products or other alternative nicotine products
- Tobacco Possession: possession of a nicotine or tobacco product, including but not limited to smoking, chewing, vapor products or other alternative nicotine products
- Tobacco Use: under the influence of or use of a nicotine or tobacco product, including but not limited to smoking, chewing, vapor products or other alternative nicotine products

Definitions of Bullying or Harassment Event Terms

Bullying – Unwanted, aggressive behavior that involves power imbalance toward other persons; the behavior is repeated or has the potential to be repeated (complete definition found in [KRS 158.148](#))

Harassing Communications – Intent to intimidate, harass, annoy or alarm another person through a communication or social media mechanism (complete definition found in [KRS 525.080](#))

Harassment – Intent to intimidate, harass, annoy or alarm another person (complete definition found in [KRS 525.070](#))

Stalking: intent to stalk another person or make explicit or implicit threat to place a person in reasonable fear of sexual contact, physical injury or death (complete definitions found in [KRS 510.140](#) and [KRS 508.150](#))

Threatening another Student – To cause reasonable apprehension or threat of physical harm to another student through statement, communication conduct or gesture

Threatening Staff – To cause reasonable apprehension or threat of physical harm to a staff person or school representative through statement, communication conduct or gesture

Verbal Abuse – Using abusive or demeaning language to attack or injure an individual, this could include but is not limited to talking back, name calling, or creating socially rude interactions